

COUNCIL AGENDA: NOVEMBER 4, 2014

SUBJECT: INTERIM FINANCIAL STATUS REPORTS

SOURCE: Finance Department

COMMENT: The City Charter requires financial status reports to be provided to City Council on a monthly basis. Council Minute Order #10-011607 approved the recommended change in submittal of the Interim Financial Status Reports and established the requirement and parameters for the presentation of the reports.

In accordance with Council Minute Order #10-011607, the interim financial status reports for the 1st fiscal quarter ended September 30, 2014, are submitted.

RECOMMENDATION: That the City Council accept the interim financial status reports as presented.

ATTACHMENTS: Interim financial reports

D.D. MB Appropriated/Funded MB C.M. J

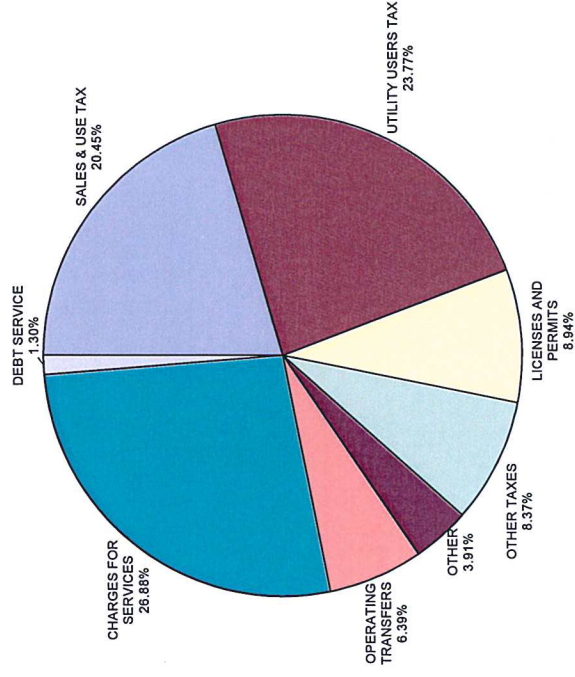
Item No. 11

CITY OF PORTERVILLE

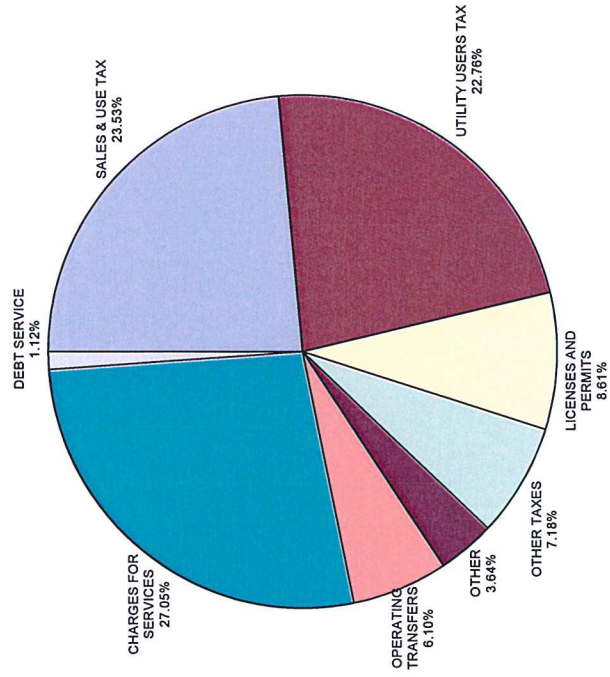
REVENUE STATUS REPORT - GENERAL FUND
FOR THE QUARTER ENDED
SEPTEMBER 30, 2014 AND SEPTEMBER 30, 2013

REVENUE SOURCE	2014-2015 ESTIMATED REVENUE	2014-2015 YEAR-TO-DATE REVENUE	% OF ESTIMATE	2013-2014 ESTIMATED REVENUE	2013-2014 YEAR-TO-DATE REVENUE	% OF ESTIMATE
PROPERTY TAXES	\$ 7,023,442	\$		\$ 6,980,762	\$	
OTHER TAXES:						
SALES AND USE TAX	4,266,959	798,378	18.71%	4,032,651	683,327	16.94%
UTILITY USERS TAX	4,000,000	808,423	20.21%	4,000,000	815,209	20.38%
TRANSIENT OCCUPANCY TAX	350,000			315,000		
PROPERTY TRANSFER TAX	50,000	4,867	9.73%	50,000	13,386	26.77%
FRANCHISE TAX	1,476,134	250,291	16.96%	1,471,134	250,291	17.01%
SALES TAX - PUBLIC SAFETY	165,000	37,263	22.58%	150,000	17,995	12.00%
LICENSES AND PERMITS:						
BUSINESS LICENSES	427,000	202,508	47.43%	411,200	196,297	47.74%
CONSTRUCTION PERMITS	325,000	103,412	31.82%	310,800	110,382	35.52%
REVENUE FROM AGENCIES-TAXES:						
MOTOR VEHICLE IN-LIEU TAX	23,000			29,379	23,542	
OTHER TAXES	27,000			28,000		
REVENUE FROM AGENCIES-GRANTS	42,000	42,377	100.90%	1,976,005	27,461	1.39%
USE OF MONEY AND PROPERTY	214,401	73,223	34.15%	227,277	69,974	30.79%
FINES AND FORFEITURES	65,000	8,091	12.45%	65,000	11,049	17.00%
CHARGES FOR SERVICES:						
PLANNING AND ENGINEERING	95,000	33,674	35.45%	96,100	14,870	15.47%
POLICE	385,000	92,175	23.94%	374,000	51,621	13.80%
FIRE	28,000	36,456	130.20%	28,000	20,626	73.66%
LIBRARY	40,000	9,517	23.79%	40,000	12,579	31.45%
RECREATIONAL	1,830,147	352,432	19.26%	1,751,922	373,483	21.32%
INTERDEPARTMENTAL	1,600,000	434,551	27.16%	1,600,000	445,980	27.87%
OTHER	10,636	2,079	19.55%	8,748	2,674	30.57%
OTHER REVENUES	64,500	5,507	8.54%	67,150	25,582	38.10%
SUBTOTALS	\$ 22,508,219	\$ 3,295,227	14.64%	\$ 24,013,128	\$ 3,166,327	13.19%
OPERATING TRANSFERS	1,150,790	216,559	18.82%	1,108,131	219,000	19.76%
DEBT SERVICE TRANSFERS	168,700	39,933	23.67%	170,828	44,463	26.03%
TOTALS	\$ 23,827,709	\$ 3,551,718	14.91%	\$ 25,292,087	\$ 3,429,790	13.56%

**CITY OF PORTERVILLE
GENERAL FUND REVENUES
Quarter Ended September 30, 2013**



**CITY OF PORTERVILLE
GENERAL FUND REVENUES
Quarter Ended September 30, 2014**

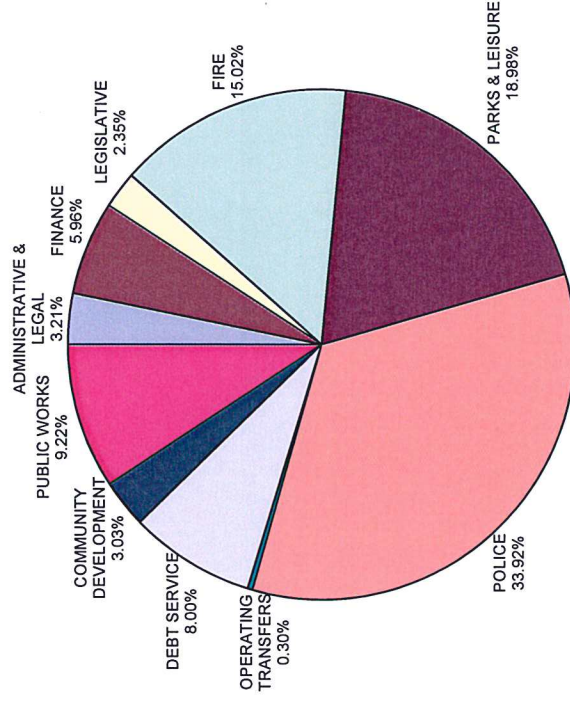


CITY OF PORTERVILLE

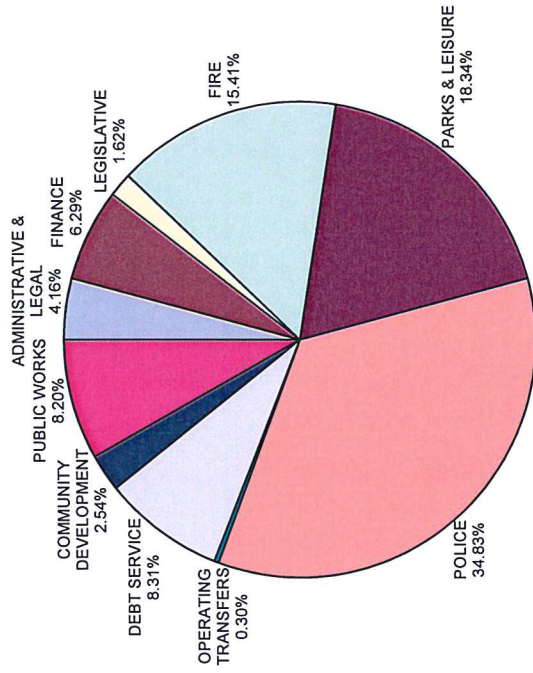
EXPENDITURE STATUS REPORT - GENERAL FUND
FOR THE QUARTER ENDED
SEPTEMBER 30, 2014 AND SEPTEMBER 30, 2013

	2014-2015 AMENDED APPROP	2014-2015 YEAR-TO-DATE EXPEND	% OF APPROP	2013-2014 AMENDED APPROP	2013-2014 YEAR-TO-DATE EXPEND	% OF APPROP
LEGISLATIVE:						
CITY COUNCIL	\$ 227,917	\$ 12,935	5.7%	\$ 137,917	\$ 26,966	19.6%
COMMUNITY PROMOTION	209,080	79,914	38.2%	213,645	109,181	51.1%
ADMINISTRATIVE & LEGAL:						
CITY MANAGER	252,067	58,335	23.1%	243,511	60,416	24.8%
CITY CLERK	232,101	81,025	34.9%	168,151	33,289	19.8%
HUMAN RESOURCES	253,532	67,882	26.8%	276,175	65,537	23.7%
CITY ATTORNEY	180,000	31,415	17.5%	152,400	26,976	17.7%
FINANCE:						
FINANCE & ACCOUNTING	783,296	177,486	22.7%	789,835	193,431	24.5%
INFORMATION SERVICES	410,428	116,139	28.3%	404,265	94,643	23.4%
ADMINISTRATIVE SERVICES	365,036	67,634	18.5%	358,904	57,409	16.0%
POLICE PROTECTION	8,856,918	1,999,627	22.6%	8,777,899	1,966,656	22.4%
FIRE PROTECTION	3,773,801	884,803	23.4%	3,700,854	870,749	23.5%
COMMUNITY DEVELOPMENT:						
PLANNING & ZONING	516,294	84,417	16.4%	516,294	117,962	22.8%
ECONOMIC DEVELOPMENT	294,233	61,235	20.8%	294,233	57,864	19.7%
PUBLIC WORKS:						
ENGINEERING & BUILDING	1,010,254	222,459	22.0%	1,010,225	211,666	21.0%
STREET MAINTENANCE	411,653	71,997	17.5%	385,772	78,316	20.3%
SIGNALS, SIGNING & STRIPING	360,224	71,372	19.8%	372,259	124,035	33.3%
STREET LIGHTING	484,322	84,883	17.5%	494,548	80,982	16.4%
STORM DRAINS	90,094	11,470	12.7%	79,138	31,736	40.1%
PARKING LOTS	47,186	8,320	17.6%	47,144	7,846	16.6%
PARKS & LEISURE:						
PARK MAINTENANCE & OPERATION	1,715,712	361,879	21.1%	1,625,304	457,194	28.1%
STREET TREES & PARKWAYS	183,211	41,562	22.7%	187,395	36,119	19.3%
COMMUNITY CENTERS	214,522	65,820	30.7%	220,850	44,519	20.2%
LEISURE SERVICES	226,501	49,317	21.8%	250,166	50,738	20.3%
LEISURE SERVICES - SPECIAL PROG	1,662,906	310,668	18.7%	1,586,600	294,531	18.6%
SWIMMING POOL	157,119	64,450	41.0%	158,971	69,486	43.7%
LIBRARY OPERATIONS	702,836	155,158	22.1%	682,505	147,816	21.7%
SPECIAL PROJECTS	17,000	4,277	25.2%	17,154		
SUB TOTALS	23,638,243 \$	5,246,478	22.2%	23,152,114 \$	5,316,064	23.0%
OPERATING TRANSFERS	79,000	17,250	21.8%	79,000	17,250	21.8%
DEBT SERVICE	1,231,178	476,977	38.7%	1,202,422	463,948	38.6%
	\$ 24,948,421 \$	5,740,705	23.0%	\$ 24,433,536 \$	5,797,261	23.7%

**CITY OF PORTERVILLE
GENERAL FUND EXPENDITURES
Quarter Ended September 30, 2013**



**CITY OF PORTERVILLE
GENERAL FUND EXPENDITURES
Quarter Ended September 30, 2014**

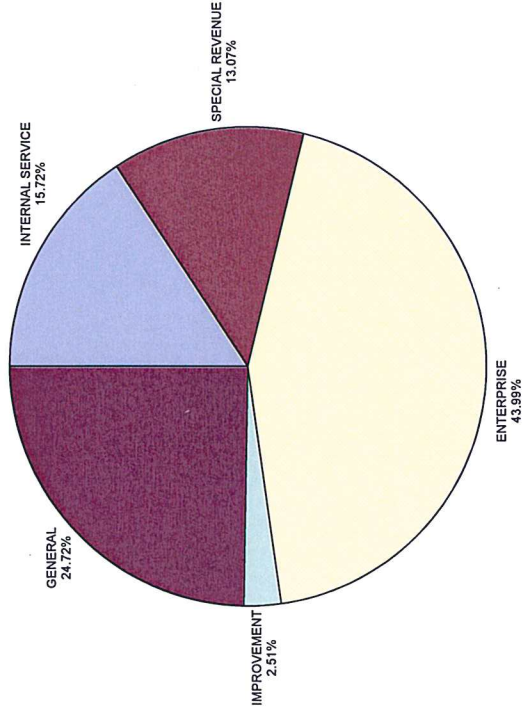


CITY OF PORTERVILLE

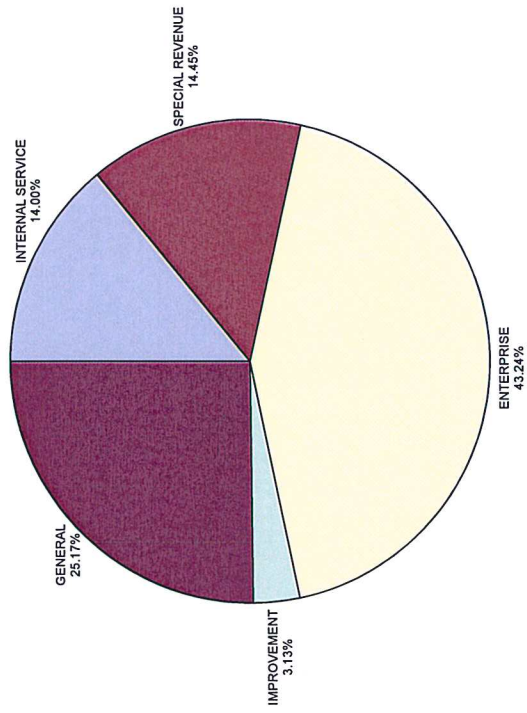
REVENUE STATUS REPORT - ALL OTHER FUNDS
 FOR THE QUARTER ENDED
 SEPTEMBER 30, 2014 AND SEPTEMBER 30, 2013

REVENUE SOURCE	2014-2015		2014-2015		2013-2014		2013-2014		% OF ESTIMATE
	ESTIMATED REVENUE	YEAR-TO-DATE REVENUE	ESTIMATED REVENUE	YEAR-TO-DATE REVENUE	ESTIMATED REVENUE	YEAR-TO-DATE REVENUE	ESTIMATED REVENUE	YEAR-TO-DATE REVENUE	
MEASURE H SALES TAX	\$ 3,272,754	\$ 479,755	\$ 2,974,507	\$ 572,824	14.7%		19.3%		
SPECIAL GAS TAX	2,162,439	656,684	2,083,576	700,399	30.4%		33.6%		
LOCAL TRANSPORTATION FUNDS (LTF)	6,038,259	70,999	6,250,900	45,598	1.2%		0.7%		
TRAFFIC SAFETY FUND	150,200	26,093	150,300	50,556	17.4%		33.6%		
ZALUD ESTATE	5,000	1,785	6,300	740	35.7%		11.7%		
COMMUNITY DEVELOPMENT BLOCK GRANT	1,459,621	570,941	1,039,716	101,570	39.1%		9.8%		
TRANSIT	8,003,143	374,184	6,265,851	281,198	4.7%		4.5%		
SPECIAL SAFETY GRANTS	222,817	132,984	267,917	170,610	59.7%		63.7%		
SEWER OPERATING	6,740,454	1,666,723	6,697,754	1,708,173	24.7%		25.5%		
REFUSE REMOVAL	5,698,000	1,373,327	5,590,000	1,369,520	24.1%		24.5%		
AIRPORT OPERATIONS	1,421,888	660,790	1,556,271	585,192	46.5%		37.6%		
GOLF COURSE	220,700	46,203	225,400	50,736	20.9%		22.5%		
WATER OPERATING	4,904,000	1,538,150	4,887,000	1,639,679	31.4%		33.6%		
RISK MANAGEMENT	4,220,066	1,058,470	4,742,076	1,197,371	25.1%		25.2%		
EQUIPMENT MAINTENANCE	3,120,500	774,756	2,811,000	816,089	24.8%		29.0%		
LANDSCAPE MAINTENANCE DISTRICT	81,628	261	44,362		0.3%				
WATER REPLACEMENT	1,791,388	127,860	382,946	99,551	7.1%		26.0%		
SOLID WASTE RESERVE	432,362	81,492	1,564,646	68,955	18.8%		4.4%		
SEWER REVOLVING	215,114	71,343	238,614	51,451	33.2%		21.6%		
TRANSPORTATION DEVELOPMENT	158,000	5,877	205,000	11,823	3.7%		5.8%		
PARK DEVELOPMENT	20,000	2,578	20,000	6,755	12.9%		33.8%		
TREATMENT PLANT RESERVE	587,792	129,171	535,340	101,080	22.0%		18.9%		
STORM DRAIN DEVELOPMENT	115,000	(57,511)	115,000	12,574	-50.0%		10.9%		
BUILDING CONSTRUCTION	4,000	2,989	6,000	1,506	74.7%		25.1%		
TOTALS	\$ 51,045,125	\$ 9,795,907	\$ 48,660,476	\$ 9,643,950	19.2%		19.8%		

CITY OF PORTERVILLE
REVENUE BY FUND TYPE
Quarter Ended September 30, 2013



CITY OF PORTERVILLE
REVENUE BY FUND TYPE
Quarter Ended September 30, 2014

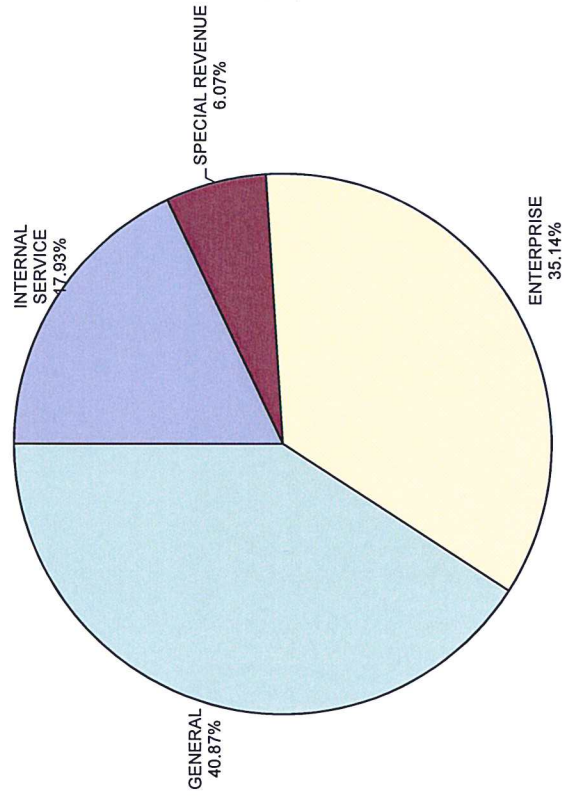


CITY OF PORTERVILLE

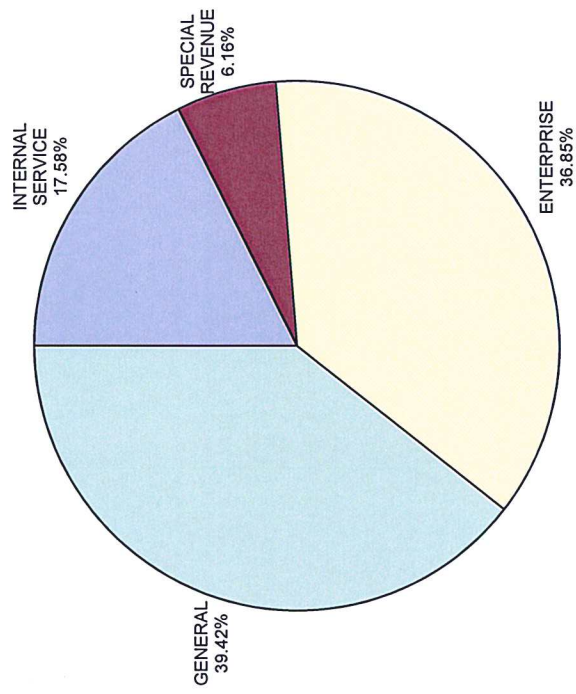
EXPENDITURE STATUS REPORT - ALL OTHER FUNDS
 FOR THE QUARTER ENDED
 SEPTEMBER 30, 2014 AND SEPTEMBER 30, 2013

	2014-2015 AMENDED APPROP	2014-2015 YEAR-TO-DATE EXPEND	% OF APPROP	2013-2014 AMENDED APPROP	2013-2014 YEAR-TO-DATE EXPEND	% OF ACTUAL
MEASURE H SALES TAX	\$ 2,939,142	\$ 655,716	22.3%	\$ 2,785,632	\$ 636,106	22.8%
ZALUD ESTATE	27,235	4,166	15.3%	29,235	6,236	21.3%
COMMUNITY DEVELOPMENT BLOCK GRANT	509,006	37,669	7.4%	499,138	35,278	7.1%
TRANSIT	4,234,353	691,073	16.3%	3,644,232	595,624	16.3%
SPECIAL SAFETY GRANTS	363,252	60,148	16.6%	425,272	90,990	21.4%
SEWER OPERATING	6,025,645	1,259,266	20.9%	5,993,712	1,264,017	21.1%
REFUSE REMOVAL	5,641,766	1,152,560	20.4%	5,392,910	1,147,293	21.3%
AIRPORT	1,309,285	567,447	43.3%	1,318,522	486,706	36.9%
GOLF COURSE	366,188	89,898	24.5%	355,513	85,638	24.1%
WATER OPERATING	4,639,775	1,140,015	24.6%	4,300,615	985,480	22.9%
RISK MANAGEMENT	6,357,273	1,729,061	27.2%	5,985,699	1,618,220	27.0%
EQUIPMENT MAINTENANCE	3,091,857	610,605	19.7%	2,791,933	713,752	25.6%
LANDSCAPE MAINTENANCE DISTRICT	214,705	66,302	30.9%	170,080	27,415	16.1%
TOTALS	\$ 35,719,482	\$ 8,063,926	22.6%	\$ 33,692,493	\$ 7,692,757	22.8%

**CITY OF PORTERVILLE
EXPENDITURES BY FUND TYPE
Quarter Ended September 30, 2013**



**CITY OF PORTERVILLE
EXPENDITURES BY FUND TYPE
Quarter Ended September 30, 2014**



CITY OF PORTERVILLE
INTERIM PERFORMANCE REPORT - MEASURE H
For the Quarter Ended September 30, 2014 and September 30, 2013

	<u>FY 2014-15</u>	<u>FY 2013-14</u>
REVENUES		
Sales Tax - Measure H	\$ 472,526	564,631
Interest	6,394	8,193
Police Services	836	-
TOTAL REVENUES	<u>479,755</u>	<u>572,824</u>
EXPENDITURES		
Police Department	320,113	325,227
Fire Department	232,999	225,871
Library & Literacy	102,604	85,008
TOTAL EXPENDITURES	<u>655,716</u>	<u>636,106</u>
CAPITAL PROJECTS		
Public Safety Station	<u>437,700</u>	<u>10,512</u>
REVENUE OVER/(UNDER) EXPENDITURES	<u>\$ (613,661)</u>	<u>\$ (73,794)</u>

CITY OF PORTERVILLE
INTERIM PERFORMANCE REPORT - ENTERPRISE FUNDS
For the Quarter Ended September 30, 2014 and September 30, 2013

FUND	REVENUES		EXPENSES		9/30/2014		9/30/2013	
					NET PROFIT (LOSS)		NET PROFIT (LOSS)	
Zalud Estate	\$	1,785	\$	(4,166)	\$	(2,381)	\$	(5,496)
Sewer Operating		1,666,723		(1,259,266)		407,458		444,156
Solid Waste		1,373,327		(1,152,560)		220,767		222,227
Airport		660,790		(567,447)		93,342		98,486
Golf		46,203		(89,898)		(43,695)		(34,903)
Water Operating		1,538,150		(1,140,015)		398,135		654,198

NOTE: The Transit Fund is not included as it does not contain any retained earnings